

The Winning Force

DURMA

AD-S SERIES PRESS BRAKES



- Perfect Precision
- Deep And Fast Bending
- Efficient
- Winning
- Elegant Design



DURMA The Winning Force



As a total supplier for sheet metal manufacturing with almost 60 years of experience, Durma understands and recognizes the challenges, requirements and expectations of the industry. We strive to satisfy the ever higher demands of our customers by continuously improving our products and processes while researching and implementing the latest technologies.

In our three production plants with a total of 150.000 m², we dedicate 1,000 employees to delivering high quality manufacturing solutions at the best performance-to-price ratio in the market.

From the innovations developed at our Research & Development Center to the technical support given by our worldwide distributors, we all have one common mission: to be your preferred partner.

Present Durmazlar machines with **DURMA** name to the world.



	1 High technology, modern production lines	
2 Top quality components		3 High quality machines designed in R&D Centre

The Winning Force

Feel The Force and Performance

Our Machines are shaped with our superior experience and state of art technology, special designed as well as excellent combined component its the fastest , most reliable and prices press brakes on its category.

With its rigid body structure, robust back gauge and high standard components it ensures long lasting and precision applications.

Therefore with *DURMA* press brakes you can always achieve perfect result.

Fast, Precise and Perfect Bending

Precise bending result at fast speed

Minimalized tool change and adjustment time

Maximized speed and safety



AD-S Series Press Brake

Perfect and Fast Bending

Perfect components for precision

With Easy to use control unit, stabile body structure, perfect design, low operating cost, different tool usage options, maximum safety standards, DURMA press brake is the best in the world in its segment.



- High Capacity
- Robust Body
- Perfect Precision
- Winning
- Ergonomic

Why *DURMA* Press Brakes

- Better and faster bending
- Stronger and rigid body structure
- High sensitivity and repeatability
- High technology excellent equipment
- Low service cost
- Reliability

Fast, Efficient, Modern

AD-S Series press brakes, designed with high technology to increase efficiency on precise part bending.

Quality approved components.
Stress relieved for long life and precise bending.



General Specifications

- High sensitivity, Stress relieved steel construction body, long life Mono Block Frame
- Automatic calibration and first start up
- DURMA designed and copyrighted guiding system
- Ball Screw and linear guide integrated perfect back gauge system
- Durable, long life and sensitive bending capable special hardened top tools
- Suitable for segmented tools special and fast tool holding system
- Sensitive solutions on Long and deep bending
- High accuracy linear scales
- CE safety standards
- Best quality world wide accepted hydraulic and electric components

Strong Back Gauge Systems



- Precise
- Reliable
- Strong

- Fast and high accuracy
- Safe movement
- Resistance to crash
- Maintenance free
- Adjustment availability at every point

Why DURMA Back Gauge ?


The most important feature to achieve perfect bending is the stability and the design of the back gauge, which allows an impeccable and correct product to be produced.

The high speed **ballscrew** back gauge system movement is also supported with **linear guides**, which helps the back gauge achieve long life, greater sensitivity and strengthens against any collisions.

Special designed finger blocks with steps to achieve maximum stability can also be supplied for every kind of bending solution.



CNC back gauge
X - R
Z manuel



CNC optional back gauge
X - R
X - R - Z1, Z2
X - R - Z1, Z2, Delta X



CNC optional back gauge
X1 - X2, R1 - R2, Z1 - Z2


Tool Holders and Tools

Bending performance is increased by using high quality European clamping system and easiness to use. Narrow table designed for European style tool holder and Z bending.

DURMA is your solution partner with various tool options.



European Clamping System



Quick Release Clamping



Wila Top Tool Clamping




DURMA Top Tool



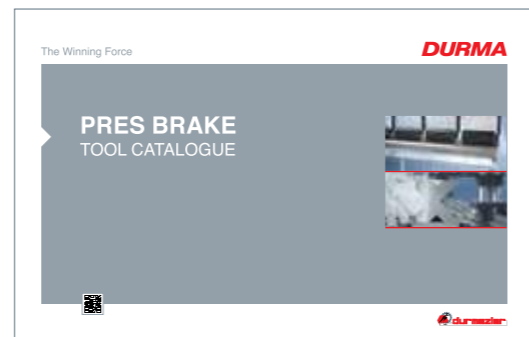
European Type Bottom Tool (4V Die)



Wila Bottom Tool Clamping



DURMA Bottom Tool Multi V



Safe and Accurate Bends with Top Quality Equipments

Crowning System

Manual or CNC-controlled motorized crowning system simplifies bending by adjusting each point of the bending parts to acquire straight bends. The need for shimming is eliminated.



Linear Guide Front Sheet Supports

Rugged support arms with tilting stops are mounted on a linear guide rail system. This allows "finger-tip" lateral adjustment as required by the bend length of the part. They are also equipped with side gauges for the fast, easy, and accurate feeding of parts small or large.



Linear Guide Front Sheet Supports

CE Safety Systems

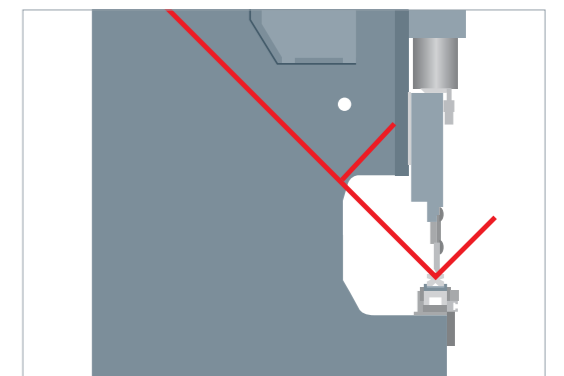
Our machines are designed in accordance with Ce-Norms to ensure your safety with hydraulic, electric, appropriate height covers and laser light curtains. CE safety in tandem machines are also provided with light barriers.



Ce Laser Safety System

Stable Top Beam Movement

By using long and planar guiding surfaces, all the disadvantages of point guiding are eliminated 100%. Free bending space: guiding system that eliminates bending between frame has been moved to the outside of the frame.



90 Degree Endless Bend

Now Bending is More Easier

ModEva 19T



- 19" colours Touch Screen
- On-screen finger profile drawing
- Automatic bend listing
- Very simple and convenient data transfer
- Higher productivity thanks to easy and rapid
- Multi-simulation capability
- Simulation criteria for better sheet management
- Windows XPe for multitasking and file management
- EC safety-cycle management
- Ethernet for easy communication

DA-66T



- 2D graphical touch screen programming mode
- 3D visualisation in simulation and production
- 17" high resolution colour TFT
- Full Windows application suite
- Delem modusys compatibility
- USB, peripheral interfacing
- User specific application support within the controllers multitasking environment
- Sensor bending & correction interface
- Profile - TL - software

Modeva RA Premium

- Full 3D simulation
- Multiple view points while working
- 3D collision detection
- Rapid solution computation
- Importing 3D models (MetaBEND, IGES)
- Automatic Tool Shape Selection
- Video-like bend simulation.
- Almost unlimited quantity of programs and sequences


DA-69T

- Higher grade of efficiency
- 3D and 2D graphical touch screen programming mode
- 17" high resolution colour TFT
- Delem modusys compatability
- Sensor bending correction interface
- 1 GB memory capacity
- Integrated OEM-Panel
- 1280x1024 pixels, 16-bit colour
- 3D graphics acceleration
- Profile - T - 3D software

System of DURMA Angle Measurement



Automotic AP3 - AP4 Sheet Follower



Robotic System of Applications



Standard & Optional Equipment

Standard Equipment

- Y1, Y2, X, R - 4- Axis
- Control Unit - CNC ModEva19T
- CE Manuel F. AKAS II M FPSC-B-C + Safety Cages with switch
- CE F.AKAS BVLTLight barrier and safety cages (For Tandem Press Brakes)
- Servo motor back gauge & linear guided & ballscrew system (X-R)
- CNC controlled motorized Crowning
- European style tool clamping system
- Sliding front arms (With T-Slot and stopper)
- World standards special design hydraulic block and valves
- World standard electric equipment

Optional Equipment

- Control Unit - ModEva Premium, 69T ve 66T
- CE with FIESSLER AKAS-LC II AKAS - 3M Motorized + FPSC (SAFETY PLC)
- Motorized FIESSLER AKAS-3PM (distance of mute until 3)
- Z1, Z2 Axis
- X1, X2 Axis
- R1, R2 Axes
- Delta X Axis ± 125 stroke
- X Axis = 1000 mm – light barrier back protection
- AP3-AP4 Automatic system of sheet follower – Motorized elevation adjustment (There is a motorized elevation adjustment of 220 tons or more.)
- System of laser angle measurement
- Quick release clamping system
- Hydraulic and pneumatic tool clamping systems
- Bottom and top tools
- Bottom tool separation system
- Parking area
- Central lubrication system
- Oil cooler
- Additional back gauge finger and sliding front support arms
- Special packing for overseas shipments
- DBEND 3D bending simulation program

Fast on Service and Spare Parts

DURMA provides the best level of service and spare parts with qualified personnel and spare parts in stock. Our experienced and professional service personnel are always ready at your service. Our professional training and application enriched courses will give you an advantage to use our machinery.



Consultancy



Spare Parts



R&D Center



After Sales Service



Service Agreements



Software

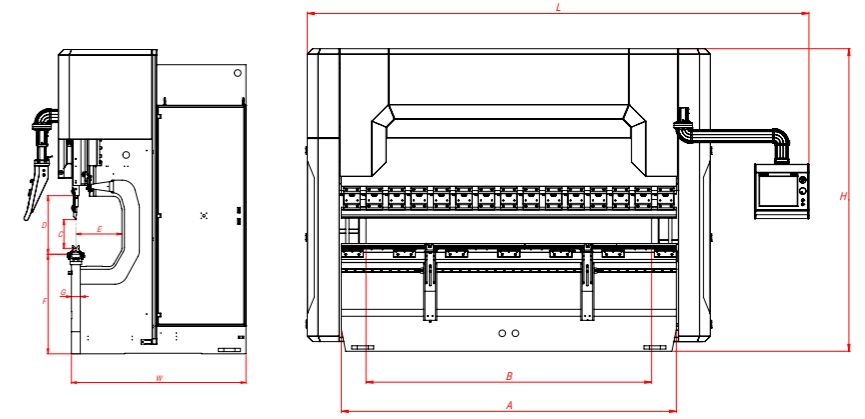


Training



Flexible Solution

AD-S Series Technical Details



AD-S Series	Bending Force	Bending Length	Distance Between Columns		Stroke	Daylight	Throat Depth	Table Height	Table Width	Working Speed	
			A	B						Y Rapid Speed	Y Working Speed
			mm	mm						mm/sn.	mm/sn.
	Ton	mm	mm	mm	mm	mm	mm	mm	mm/sn.	mm/sn.	
		A	B	C	D	E	F	G			
AD-S 1260	60	1250	1050	265	530	450	900	104	200	10	
AD-S 2060	60	2050	1700	265	530	450	900	104	200	10	
AD-S 25100	100	2550	2200	265	530	450	900	104	180	10	
AD-S 30100	100	3050	2600	265	530	450	900	104	180	10	
AD-S 30135	135	3050	2600	265	530	450	900	104	160	10	
AD-S 30175	175	3050	2600	265	530	450	900	104	160	10	
AD-S 30220	220	3050	2600	265	530	450	900	104	140	10	
AD-S 30320	320	3050	2600	365	630	450	900	154	160	10	
AD-S 37175	175	3700	3100	265	530	450	900	104	140	10	
AD-S 37220	220	3700	3100	265	530	450	900	104	160	10	
AD-S 40175	175	4050	3600	265	530	450	900	104	160	10	
AD-S 40220	220	4050	3600	265	530	450	900	104	160	10	
AD-S 40320	320	4050	3600	365	630	450	900	154	160	10	
AD-S 40400	400	4050	3400	365	630	510	1050	154	140	8	
AD-S 40600	600	4050	3100	365	700	510	990	154	80	7	
AD-S 60220	220	6050	5100	265	530	450	1050	154	140	10	
AD-S 60320	320	6050	5100	365	630	450	1100	154	140	10	
AD-S 60400	400	6050	5100	365	630	510	1220	154	120	8	
AD-S 60600	600	6050	5100	365	700	510	990	154	80	7	
AD-S 60800	800	6050	5100	400	700	610	800	400	70	6	
AD-S 70800	800	7050	5100	400	700	610	800	400	80	7	
AD-S 701000	1000	7050	5100	500	800	610	800	400	70	5	
AD-S 701250	1250	7050	5100	500	800	610	900	400	70	7	
AD-S 80800	800	8050	6400	400	700	610	800	400	80	7	
AD-S 801000	1000	8050	6400	500	800	610	800	400	70	5	
AD-S 801250	1250	8050	6400	500	800	610	900	500	70	7	
AD-S 801600	1600	8100	6400	500	1000	610	900	500	70	6	
AD-S 802000	2000	8100	6400	600	1000	750	950	500	70	6	

Machines set according to optimum values.

Y Return Speed	X Axes Working Speed	R Axes Working Speed	R Axes Working Distance	X Axes Distance			Motor Power	Length	Width	Height	Weight Approx.
				26 "	30 "	39 "					
				mm	mm	mm					
mm/sn.	mm/sn.	mm/sn.	mm				kW	mm	mm	mm	kg
								L	W	H	
110	500	350	250	S	-	O	7,5	2300	1550	2850	4700
110	500	350	250	S	-	O	7,5	3200	1550	2850	5600
120	500	350	250	S	-	O	11	3800	1670	2850	7800
120	500	350	250	S	-	O	11	4200	1670	2850	8500
120	500	350	250	S	-	O	15	4200	1680	2850	9580
100	500	350	250	S	-	O	18,5	4250	1700	2850	10900
140	500	350	250	S	-	O	22	4250	1770	3000	12600
140	500	350	250	S	-	O	37	4300	1820	3330	17100
100	500	350	250	S	-	O	18,5	4950	1700	3000	11750
120	500	350	250	S	-	O	22	4950	1770	3000	14440
140	500	350	250	S	-	O	18,5	5250	1700	2850	12780
140	500	350	250	S	-	O	22	5250	1770	3000	14750
140	500	350	250	S	-	O	37	5300	1910	3330	20000
120	350	300	250	-	S	O	37	5750	2110	3640	27760
80	350	300	250	-	S	O	45	5650	2250	3935	40500
120	350	300	250	-	S	O	22	7500	1770	3350	20800
120	350	300	250	-	S	O	37	7500	1910	3550	29000
100	350	300	250	-	S	O	37	7500	2110	3810	34600
80	350	300	250	-	S	O	45	7600	2650	3950	52500
80	300	250	250	-	S	O	55	8050	3200	4250	72000
70	300	250	250	-	S	O	55	8700	3200	4250	79500
60	300	250	250	-	S	O	55	8800	3250	5900	95500
70	300	250	250	-	S	O	90	8800	3250	6400	110000
70	300	250	250	-	S	O	55	9800	3200	4250	85000
60	300	250	250	-	S	O	55	10000	3250	5900	102000
70	300	250	250	-	S	O	90	10000	3250	6400	135000
70	300	250	250	-	S	O	90	10100	3500	6000	163000
60	300	250	250	-	-	S	110	10500	4350	7000	249000

S: Standart
O: Opsiyon

Special projects







PANEL BENDER



PUNCH



PRESS BRAKE



VARIABLE RAKE SHEAR




PLASMA



L ANGLE PROCESSING CENTER



TUBE LASER CUTTING



FIBER LASER



IRON WORKER



POWER OPERATED SHEAR



ROLL BENDING



PROFILE BENDING




CORNER NOTCHER

DURMA

Today, Tomorrow, Forever...

V	b	r _i	s(mm)																					
			0.5	0.8	1	1.2	1.5	1.8	2	2.5	3	3.5	4	4.5	5	6	7	8	9	10	12	15	18	20
6	5	1	2,5	6,5	10																			
8	6	1,3	2	5	8	11																		
10	7	1,7	1,5	4	6	9	13																	
12	9	2		3	5	7	11	16																
15	12	2,7			4	6	9	13	16															
20	15	3,3				4	7	10	12	19														
26	18	4,2					4	7,5	9	14	21													
30	22	5						6,5	8	12	19	24												
32	23	5,4							7,5	11,6	17	23	30											
37	25	5,8								10	14,5	20	26	33										
42	29	6,7									13	17	23	29	33,5									
45	32	7,5										16	21	27	33	48								
50	36	8,3											19	24	30	43	58							
60	43	10												20	25	36	49	64						
70	50	11,5													21	31	42	55	69					
80	57	13,5														27	37	48	60	75				
90	64	15															32	42	54	66	95			
100	71	17																38	48	60	86	134		
130	93	22																	37	46	66	103	149	
180	130	30																		33	48	75	107	153
200	145	33																			43	67	83	119
250	180	42																				54	77	92



$$F = \frac{1,42 \times L \times Rm \times s^2}{1000 \times V} \text{ (Ton)}$$

F: Bending Force (Ton) L: Length (mm) Ri: Inside Radius (mm) Rm: Material Tensile Strength (daN/mm²) V: Channel Width (mm) B: Minimum Sheet Bending Side (mm) S: Thickness (mm)

AD-S SERIES PRESS BRAKES

Durmazlar Makina San. ve Tic. A.Ş.
OSB 75. Yıl Bulvarı Nilüfer-Bursa / Türkiye
T: +90 224 219 18 00
F: +90 224 242 75 80
info@durmazlar.com.tr

www.durmazlar.com.tr

